

Choraegus ShareMusic®

To use this song in your choral music ministry, please follow these instructions:

1. Make the number of copies you need. Ensure that this notice appears on each copy.
2. Send a check or money order for fifty cents (\$0.50 US) per copy to:
Choraegus ShareMusic, P.O. Box 4444, Mountain View, CA 94040, USA
with a list of the songs you are using and the number of copies made for each song.

You can also visit the Choraegus Web site at <http://www.choraegus.com/> -
God bless you as you minister for His glory!

To Jesse Cecil
The Lord Will Give Me Wings
(SATB)

Words and music by Larry Sue (ASCAP)
Living Water Composition Project, No. 1

Piano introduction in 4/4 time. The score consists of three staves: a treble clef staff with a whole rest, and a grand staff (treble and bass clefs). The tempo is marked with a quarter note equal to 80 (♩ = 80). The dynamics are marked *mf*. The piece begins with a series of chords in the right hand and a simple bass line in the left hand.

Vocal and piano accompaniment for the first line of the song. The vocal line is for Sopranos and Altos, starting with a whole rest followed by a half note rest, then a melodic line. The dynamics are marked *mp*. The lyrics are: "When I'm in the race and I take a fall and my". A box labeled 'A' is placed above the first measure of the vocal line. The piano accompaniment consists of two staves (treble and bass clefs) with a dynamic marking of *mp* and a measure number of 5.

run - nin' pulls up short, And I don't un - der - stand what I can't get up or

why my bod - y hurts, And though I can - not move my head, my

hands, my arms, my feet, Through the dark - ness comes God's touch in an - swer to my need. And the

B 

mf
Lord will give me wings, With Him I'll run and nev - er tire, Through His

mf

15

Spir - it's touch He will in - spire, The Lord will give me wings, And I'll


mf


18

walk with Him in a glo - rious land in the joys that come from His right hand, Oh, the

mf

22


To Coda 



Lord will give me wings. *mp*

25

Tenors and Basses *mp* C



When I think that things are go - ing well and

28



wrest con - trol from God, And for - get that He's the rea - son I've sur -

31



vived the path I've trod, Then He chang - es cir - cum - stan - ces to


33


D.S. al 



drive me to my knees, Till my pride is broken down and, looking up, I see that the


35

D 



wings. If you find yourself exhausted and you need someone to trust, If you're

38



looking for a rescuer to pull you from the dust, My Lord is always ready in

41

an-swer to your cry, And He will set you free and lift you high! The

44

f

Detailed description: This system contains the first two lines of music. The top line is a vocal line with lyrics. The piano accompaniment consists of two staves. The first measure of the piano part has a measure rest. The key signature changes to one sharp (F#) in the second measure. The piano part features a steady eighth-note accompaniment in the bass clef and block chords in the treble clef. A dynamic marking of *f* (forte) is present at the end of the system.

Lord will give you wings, With Him you'll run and nev - er tire, Through His

47

f

E

Detailed description: This system contains the third and fourth lines of music. The vocal line continues with lyrics. A box containing the letter 'E' is placed above the first measure of the vocal line. The piano accompaniment continues with the same rhythmic pattern. A dynamic marking of *f* is present at the beginning of the system.

Spir - it's touch He will in - spire, The Lord will give you

50

Detailed description: This system contains the fifth and sixth lines of music. The vocal line continues with lyrics. The piano accompaniment continues with the same rhythmic pattern. The system concludes with a change in time signature from 2/4 to 4/4. A measure rest is present in the first measure of the piano part.

wings, And you'll walk with Him in a glo - rious land in the

53

joys that come from His right hand, Oh, the Lord will give you wings. Yes, the

55

Lord will give me wings, With Him I'll run and nev - er tire, Through His

59

Spir - it's touch He will in - spire, The Lord will give me

62

wings, And I'll walk with Him in a glo - rious land in the

65

joys that come from His right hand, Oh, the Lord will give me wings.

67

The image shows a musical score for the hymn "The Lord Will Give Me Wings". It consists of three systems of staves. The top system is for the vocal line, written in a soprano clef with a key signature of one sharp (F#) and a common time signature. It features a long melodic line with a fermata at the end of the phrase. The middle system is a single-line staff with a bass clef, containing a melodic line with a fermata at the end. The bottom system is for the piano accompaniment, with a grand staff (treble and bass clefs). The piano part includes chords and a melodic line in the bass. The score includes performance markings such as "rit." (ritardando) and "p" (piano). The number "71" is written in the lower left of the piano part.

(wings.)

rit.

rit.

p

71

The Lord Will Give Me Wings (SATB)

Choraegus ShareMusic Rehearsal Notes

General

This is a very effective song if you arrange for the congregation to join the choir on the last chorus. Note that this is set up by the penultimate chorus, where the lyrics change to "... the Lord will give you wings".

Choir

You probably will want to work on the rhythms in this song carefully; the syncopations fit the words nicely enough, but the syncopations require a fair degree of attention. I recommend that you learn it below tempo, followed by increasing the speed with each repetition as you work back toward the actual tempo marking. Note: you might even want to work up to a speed above the written tempo so that when you sing at the indicated speed, it'll be almost effortless.

Practice singing the bridge according to the staccato markings. You can achieve this by having the everyone (accompanist included!) take mini-breaths between the notes; the idea is to emphasize the idea that we're completely exhausted until the Lord gives us strength. (Measures 38-44)

Be sure to stagger breathing on the last five measures! A suitable alternative is to allow people to run out of breath, but have them just lip sync after they drop out - this will make the final diminuendo even more dramatic (partly because it'll look as if no one's taking a breath).

Accompanist

It's a pretty straightforward part. The important thing, however, is to bring it to life - don't be mechanical!

Got any other suggestions for rehearsal notes? Send them to Choraegus ShareMusic, P.O. Box 4444, Mountain View, CA 94040 USA or e-mail them to larry@choraegus.com.